

T90cn-1,5L



Ratio
Rapporto / Verhältnis
1:1



RPM
Velocità / Drehzahl max.
8.000 min⁻¹



Max. axial load
Max. carico assiale / Max. Axialbelastung
250 N



Torque
Momento torcente / Drehmoment
15 Nm



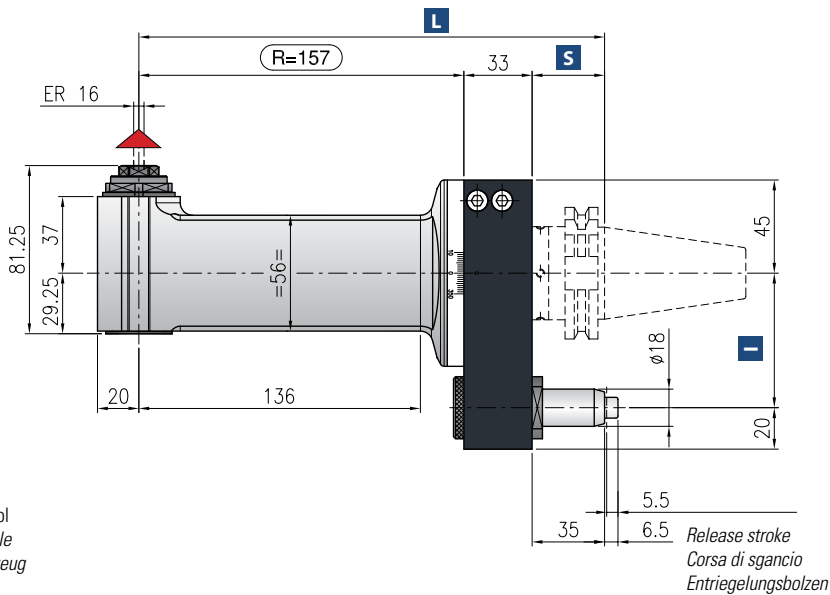
Weight
Peso / Gewicht
5,2 kg



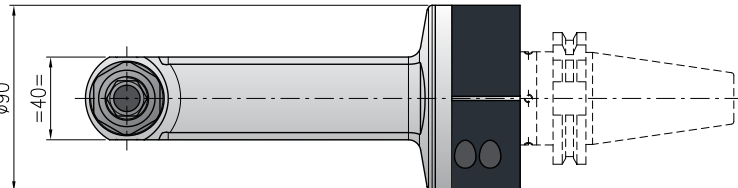
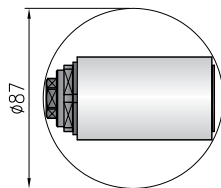
Collet
Pinza / Spannzange
ER-16 \varnothing 1/10 mm

*** STANDARD EQUIPMENT INCLUDES:**

- Special bag - wrenches - Grease tube - Instruction book
- Bauletto - Ghiera ER chiavi di servizio - Tubetto di grasso - Libro istruzioni
- Spezialtasche - Schraubenschlüssel - Tube mit Fett - Bedienungsanleitung

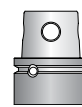
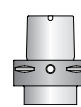
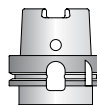
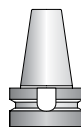
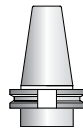
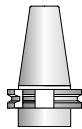


Minimum diameter without tool
Diametro minimo senza utensile
Durchmesser min. ohne Werkzeug



Possibilità refrigerante / Internal coolant / Innere Kühlmittelzufuhr - Max. 40 bar

▲ Direction of rotation opposite to machine spindle / senso di rotazione contrario al mandrino / Drehrichtung entgegen Antriebsspindel



Shank/Cono/Aufnahme	DIN-69871		CAT	MAS-BT			HSK		CAPTO		KM
Size/Grandezza/Größe	30	40	50	30	40	50	63-80	100	C5-C6	C8	50-63
I	65-80	65-80-(110*)	80-(110*)	65-80	65-80-(110*)	80-(110*)	65-80-(110*)	80-(110*)	65-80-(110*)	80-(110*)	65-80-(110*)
S	35	35	35	30	35	41	42	45	38	40	40
L	225	225	225	220	225	231	232	235	228	230	230

*optional

Non interchangeable input drive shank/ Coni di attacco non intercambiabili/ Nicht wechselbare Aufnahme

Option / Opzione / Option



bar max
12

Coolant through pin
Refrigerante attraverso il perno
Kühlmittelzufuhr durch Bolzen



bar max
12

Coolant through pin and spindle
Refrigerante interno attraverso utensile
Kühlmittelzufuhr durch Bolzen und Spindel



\varnothing mm
13

Arbor output
Porta fresa
Fräseraufnahme



\varnothing mm max.
10

Weldon output
Weldon
Weldon-Aufnahme



ER-16/ER-11

Double output
Doppia uscita
Doppelter Ausgang